

Kinos Axiom[®] Total Ankle System
3D Printed Tibial Implant
featuring TIDAL Technology

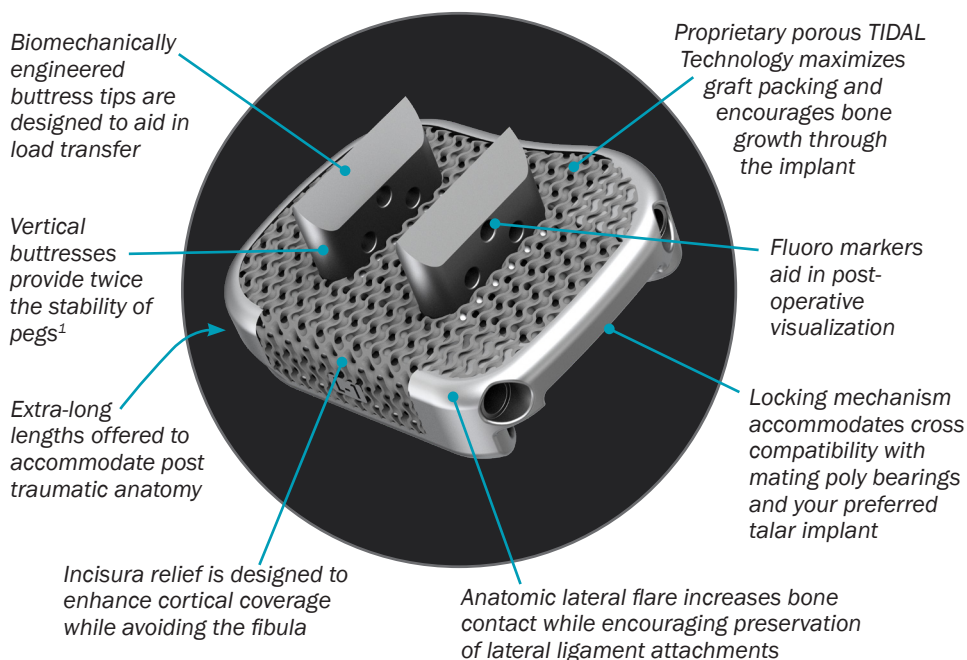
Addresses the Challenges of Osseointegration
for Long-Term Tibial Fixation

restor3d

3D Printed Tibial Implant

featuring TIDAL Technology

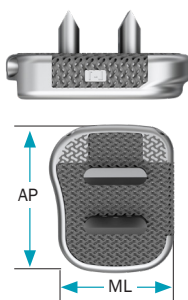
restor3d's Kinoss Axiom® Total Ankle System features a 3D Printed Tibial Implant featuring TIDAL Technology. The interconnected porous architecture, which comprises the bone contacting surfaces, provides enhanced bone ingrowth volume needed for long-term stability. The vertically oriented fixation features are engineered to provide maximum resistance to clinical loading during gait. This implant is manufactured from both titanium alloy and commercially pure titanium.




Sizing Options

3D Printed Tibial Implant featuring TIDAL Technology

SIZE	Size 1	Size 2	Size 3	Size 3 Long	Size 4	Size 4 Long	Size 5	Size 5 Long
AP LENGTH (MM)	34mm	38mm	38mm	41mm	41mm	44mm	44mm	48mm
ML LENGTH (MM)	26mm	26mm	28mm	28mm	31mm	31mm	34mm	34mm



Interchangeable with both Flat-Cut and Chamfer-Cut Talar Implants



Flat-Cut Talar Dome

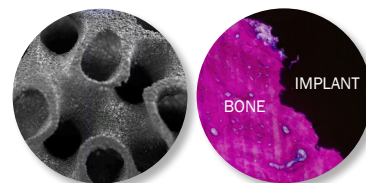


Chamfer-Cut Talar Dome

TIDAL Technology

restor3d's TIDAL Technology is an optimized porous architecture designed for osseointegration. Derived from sinusoidal functions, TIDAL Technology guides bone growth through the fully interconnected structure with maximized surface area.

- 100% Interconnectivity and up to 80% porosity²
- Mesoscale pores support graft retention and bony ingrowth³
- Direct bony apposition to implant surface guided by surface topography and curvature demonstrated in preclinical model^{3,4}



restor3d

Durham, NC
 Phone: (984) 888-0593
 Email: customerservice@restor3d.com
www.restor3d.com

1. Data on file. EDS-50466 Rev 00 / TR-068.
 2. Kelly, et al. Acta Biomaterialia (2019) 94, 601-626.
 3. Kelly, et al. Journal of the Mechanical Behavior of Biomedical Materials (2021) 116, 104380.
 4. Kelly, et al. Biomaterials (2021) 279, 121206.